



WELLS CARGO

snowmobile trailers



Adventures In The Making!



Snowmobile and ATV photographs courtesy of Ehlert Publishing.



Model FW142

(Features optional equipment available at additional charge.)



Drive-Thru funWagon®



Sure-Fire Loading



Quick Get-A-Ways

For over 25 years, the original Drive-Thru funWagon® has been (and still is) the standard of the industry. This rugged model offers Drive-on/ Drive-off loading capability with double doors — front and rear. The double “no-show” beavertails lower loading height without sacrificing ground clearance. Two and four sled models available with snowmobiles arranged side-by-side.

BASIC SPECIFICATIONS:

Model	Body Length	# of Sleds	# of Axles	Average Payload	Door Front	Door Rear	Hitch Ball Size
FW121	12'	2	Single	2065 lb.	Double	Double	2"
FW122	12'	2	Tandem	5535 lb.	Double	Double	2 ⁵ / ₁₆ "
FW142	14'	2	Tandem	5190 lb.	Double	Double	2 ⁵ / ₁₆ "
FW202	20'	4	Tandem	5010 lb.	Double	Double	2 ⁵ / ₁₆ "

Visit your local authorized Wells Cargo dealer for complete specifications.
Specifications Subject To Change.



Model FWS252-VF

(Features optional equipment available at additional charge.)



In-Line funWagon®

The sleek In-Line funWagon® is designed to accommodate today's larger and wider snowmobiles. Snowmobiles (2) are arranged in a row — front to end. The radial tires and silver spoke wheels are positioned completely outside the body providing stable handling, no interior wheel boxes, and a low 21" platform height. The standard spring-assisted rear ramp door allows easy drive-up loading.

Choose from two different body styles. The first generation In-Line funWagon® offers double front doors with a portable front ramp. Made of lightweight aluminum and covered with ultra high impact polyethylene, the ramp's ribbed traction channels guide your sled for smooth unloading. The upgraded V-Front In-Line funWagon® (shown above) offers a stylish profile, extra storage, and a convenient front ramp door.

ATV photograph courtesy of Ehlert Publishing.



Great for ATV's, too!

BASIC SPECIFICATIONS:

Model	Body Length	# of Sleds	# of Axles	Average Payload	Door Front	Door Rear	Hitch Ball Size
FWS202	20'	2	Tandem	5090 lb.	Double	Ramp	2 ⁵ / ₁₆ "
FWS212-VF	21'	2	Tandem	4200 lb.	Ramp	Ramp	2 ⁵ / ₁₆ "
FWS252-VF	25'	2	Tandem	3900 lb.	Ramp	Ramp	2 ⁵ / ₁₆ "

Visit your local authorized Wells Cargo dealer for complete specifications.
Specifications Subject To Change.



Model FW252-VF

(Features optional equipment available at additional charge.)



V-Front funWagon® (4 sleds)



eds)

Standard Features:

- 5 ft. Long V-Front Section
- 60" Wide Front Ramp Door w/ Spring Assist
- 90" Wide Rear Ramp Door w/ Spring Assist
- Reinforced "No Show" Beaver Tail (Rear Only)
- .030 Aluminum Exterior Skin (11 colors)
- ATP Stone Guard on Nose
- Anodized Aluminum Nose
- 12 Volt Dome Lights
- Torflex® "Rubber Ride" Suspension
- Electric Brakes
- 15" Radial Tires
- 5-Bolt, E-Coated Silver Spoke Wheels
- Mud Flaps
- Wet Cell Battery for Breakaway Switch
- Jack Ram Hoist with Sand Pad
- Rear Corner Post Stabilizer Jacks



Model FW151-VF

(Features optional equipment available at additional charge.)



V-Front funWagon® (2 sleds)

The innovative V-Front funWagon® combines performance, durability, and accessibility into a streamline body silhouette. The stylish front tapered nose with spring-assisted ramp door provides the most convenient drive-off unloading possible. No need to turn or “jackknife” your tow vehicle to lower the 60” wide ramp door. Fewer hassles and less time unloading mean more time in the great outdoors. The 5 ft. long V-Front nose section frees up more interior storage space; extra room for equipment, tools, parts, and supplies.

The rear ramp door with spring assist allows you to load up and head home in record time. The hidden rear beavertail lowers platform height and reduces the loading angle without sacrificing ground clearance.

Distinctive Anodized Aluminum and armor-like Aluminum Diamond Tread Plate (ATP) enhance and protect the one-piece radius steel nose. All standard! Choose from seven (7) different V-Front funWagon® models with body lengths ranging from 15 ft. to 29 ft.



Take Your Fun On The Road

BASIC SPECIFICATIONS:

Model	Body Length	# of Sleds	# of Axles	Payload Capacity	Door Front	Door Rear	Hitch Ball Size
FW151-VF	15'	2	Single	2910 lb.	Ramp	Ramp	2"
FW172-VF	17'	2	Tandem	4580 lb.	Ramp	Ramp	2 ⁵ / ₁₆ "
FW192-VF	19'	2	Tandem	4440 lb.	Ramp	Ramp	2 ⁵ / ₁₆ "
FW232-VF	23'	4	Tandem	4300 lb.	Ramp	Ramp	2 ⁵ / ₁₆ "
FW252-VF	25'	4	Tandem	4160 lb.	Ramp	Ramp	2 ⁵ / ₁₆ "
FW272-VF	27'	4	Tandem	4020 lb.	Ramp	Ramp	2 ⁵ / ₁₆ "
FW292-VF	29'	4	Tandem	6085 lb.	Ramp	Ramp	2 ⁵ / ₁₆ "

Visit your local authorized Wells Cargo dealer for complete specifications.
Specifications Subject To Change.

Customizing Options



Fueling Access Door



AlumaSport™ Wheels



Top Wrapped A-Frame



Swing-Out Spotlight



LED Safety Package



Superclamp Tie Down System



36" Side Door with flush lock




14" x 14" Roof Vent



Aluminum Tread Plate Stone Guard

11 Exterior Skin Colors — All Standard!



White



Dark Green



Pewter



Champagne




Black



Victory Red



Beige



Charcoal Gray



Indigo Blue



Brandywine



Dove Gray

Quality Construction — Always One Step Ahead



Pressure Treated Plywood Floor with 20 Year Limited Warranty
Extra rugged 3/4" MarineTech™ Pressure Treated Plywood (PTP) floor standard on all funWagon® models. PTP floor backed by an exclusive 20 year limited warranty against decay, delamination, structural failure, and warpage. Long lasting protection against snowmelt.



LED Stop/Tail/Turn Lights
Designed exclusively for Wells Cargo. LED lights provide instantaneous and brighter illumination compared to incandescent lights (i.e., bulb style) for improved safety. Their solid-state design delivers unsurpassed durability. LED also consume 90% less power than incandescent lights reducing the load on your tow vehicle's electrical system.




Ramp Doors & Corner Post Jacks
Full width hinge with free floating 3/4" steel pin. Stronger than strap hinges. Won't bind. Welded perimeter frame with gussets at major stress points. Full length reinforcements prevent bowing. Spring assist cable(s) for safety. Rear corner post stabilizer jacks with steel tube post are coated in Zincdychromate for rust resistance.




12 Volt Electrical System
All 12 volt wiring is completely weather protected with no direct exposure to the elements or road hazards. Starting at the sealed A-frame junction box, the molded, 4-wire cable is routed inside the tubular main rail. All brake wiring is run through a plastic conduit into a special welded channel on the axle.



All Aluminum Anti-Rack Cam Lock
Commercial quality cast aluminum Cam Lock and stainless steel hasp deliver a long lasting, no-rust finish for the life of your trailer. Anti-Rack design (forked Cam with "T" shaped Keeper) forms a structural link between door header and footer reducing door movement, frame torque, and road vibration. Better seal compression to prevent moisture penetration.



Torflex® Rubber Ride Axles with E-Z Lube Hubs
Equipped with Torflex® rubber torsion system with progressive torque action and independent wheel movement for maximum shock absorption and road stability. E-Z Lube hubs with outside grease fittings for bearing lubrication without disassembly. E-Coated Wheels and radial tires.



Superior Frame Construction
A Wells Cargo frame is a product of the industry's best engineering and designed to provide over 15 years of daily service. Heavy-duty tubular steel main rail delivers commercial grade durability. Radius steel corner posts, front and rear, extend to the bottom of the frame providing the maximum welding surface possible. Stress points gusseted for rugged durability.



Corrosion Preventive Measures
To ward off the damaging effects of rust a Wells Cargo chassis is protected with a laboratory tested, Corrosion Preventative Compound (CPC). All exposed steel is painted with a 3-step process including a phosphate wash, primer and urethane top-coat for a long lasting finish. Also, a special corrosion resistant tape is applied between the steel frame and exterior aluminum skin to prevent electrolysis.



Solid Support Down The Road
After you make the decision to buy a Wells Cargo, our commitment to you is not over. Our comprehensive 6-Year Warranty Program is more than just words. It's about how quickly and responsibly we respond to your needs. It's the peace-of-mind you get knowing your investment is protected by an established company with a solid reputation.



PLANT LOCATIONS

Elkhart, Indiana
Waco, Texas
Ogden, Utah
Phoenix, Arizona
Waycross, Georgia
Carbondale, Pennsylvania



(800) 348-7553

CORPORATE OFFICE

1503 W. McNaughton St.
PO Box 728
Elkhart, IN 46515-0728
Phone: (574) 264-9661
Fax: (574) 264-5938
Web: www.wellscargo.com

AUTHORIZED WELLS CARGO DEALER